





# Valentine Crafts!

## ANIMAL LETTER BOXES

Children can make cute animal letter boxes to hold their valentines from discounted tissue boxes. Cover the boxes with construction paper and use paper plates for the animals' heads. Cut ears and tails from paper and glue in place. Pipe cleaner whiskers can also be added.



## "BE MY VALENTINE" CROWN

Cut several two-inch strips of red, white and pink construction paper. Staple one strip together to fit around a child's head. Staple either four or six strips of paper to the inside of the headband. Gather the strips together at the top and pull them toward the center, stapling them in place. Add a cut paper heart to the top of the crown.

(Valentine sayings can be written on the strips of paper before making the crown.)

Children will love parading their colorful crowns through the school halls.

