


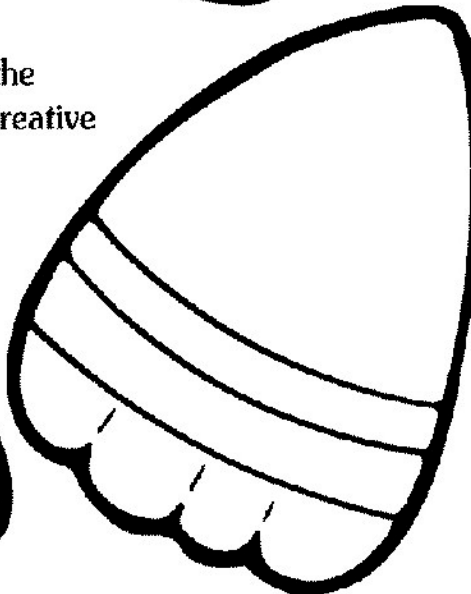
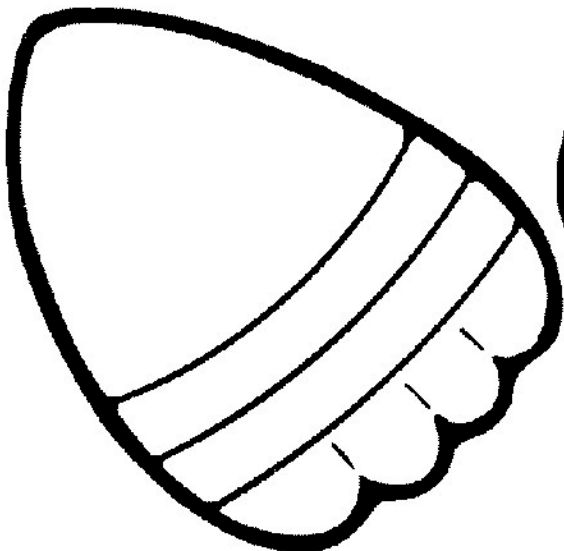
# Turkey Centerpiece

Cut out the turkey patterns  
and color with crayons.  
Fold the turkey head at  
the dotted line.

Use a potato for  
the turkey's body.  
Cut a small flat  
spot on the bot-  
tom of a potato to  
keep it from  
rolling. Attach the  
head, wings and  
tail with toothpicks.



Set several turkeys on the  
Thanksgiving table as creative  
centerpieces.



You can also enlarge these  
patterns and use a pumpkin as  
the turkey's body!