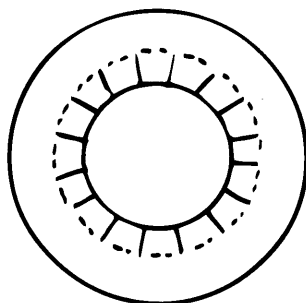




Lincoln's Beard and Hat

Make a top hat from black construction paper measuring 22" x 8" and tape to form a cylinder. Cut a large circle from paper about 14" in diameter. Cut a smaller circle inside. Cut the notches around the inner circle and fold upward to fit inside the cylinder. Use tape to hold in place.



Children will love dressing up like Lincoln, especially on February 12th.



Cut this beard pattern from black construction paper. Curl the ends around your ears to hold in place.