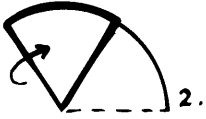
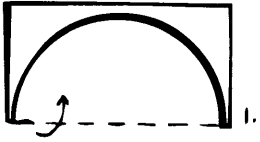



Snowflake Pattern

They say that no two snowflakes are alike. See how many different snowflakes your class can make using this simple pattern.



Cut the circle from white typing paper and fold in half. Fold again in thirds, as shown.



FOLD

FOLD

FOLD

Cut designs on both sides of the pie-shaped piece. Unfold the paper to see your beautiful new snowflake.