



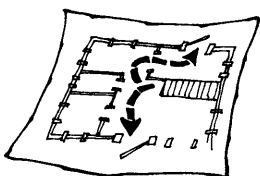
At Home With..... FIRE SAFETY!!!!!!




Go to the library and read stories about fire fighters and fire safety.




Install and maintain smoke detectors near the bedrooms in your home. Show your child where the alarms are and what they sound like.



Use one piece of the graph paper stapled to this handout to draw a simple floor plan of your home. Develop an escape plan to use in case of a fire. Tape the plan to your refrigerator. Be sure your plan includes a meeting place outside of your home. Teach the plan and meeting place to your child by practicing the plan once a month. Draw the floor plan and escape plan again on the second sheet of graph paper and send it in to school with your child. We will be displaying our escape plans on a classroom bulletin board.



Children are naturally curious, which will help them learn, but can also be very dangerous. If you use matches, lighters, cigarettes, etc., keep them away from children's reach. Avoid smoking in bedrooms and never ask your child to get you your lighter or matches. Children should learn that those items are only for grown-ups.



Post emergency telephone numbers near each phone in your home.