

ACTIVITIES AND GAMES

Dramatic Play

Fill the dramatic play area with the following items: flannel board, weather symbols (p. 17), illustration of the United States, thermometers, sports jackets, baseball hat with "Weather Forecaster" or "Camera Operator" pin on it, puppet stage or large cardboard box which is cut to look like a television, toy camera, toy microphone, maps, dull pointer stick or wand, weather visual aids and charts (i.e., forecast for the days of the week and list of record highs and lows), news station sign, toy or home made weather equipment, and weather storybooks.









Create a weather news station (WXYZ or whatever name your class decides). Encourage the children to pretend to be weather forecasters or weather news reporters or camera operators.

Encourage the exploration of weather tools and equipment.

Charting the Type of Weather

Use these simple illustrations to depict the weather on your classroom calendar for one month. Each day, select one symbol that best describes the weather for the day. At the end of the month, chart the symbols to discover: How many "sunny" days in (*the month*)? Snowy day, windy days, and rainy days. Draw the chart below on a heavy piece of paper. Remove the weather symbols from your calendar and line them up as shown. When all the symbols are on the chart, have the children count the number of suns, snowflakes, etc.

Weather Chart for APRIL				
Sunny days				
Snowy days				
Windy days				
Rainy days	