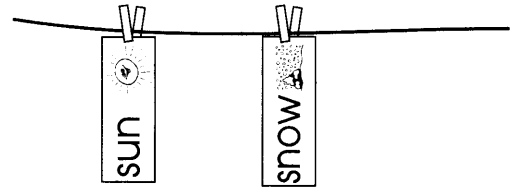





### Hanging the Weather Out To Dry!

Copy the weather word cards onto heavy paper. Hide the weather word cards around the room. Keep a list of where they are hidden. String a clothesline at child level and place a basket of pinch clothespins next to the clothesline. Give each child a turn to find one hidden word card.


They will need to follow a simple verbal direction. As each child takes a turn, the teacher gives a simple verbal direction (clue or hint). For example: "behind the bookshelf," "underneath the water table," or "next to the blocks." When the child finds the weather word, the child brings it back to the group and guesses (reads) what the letters spell using the illustration as a clue. The teacher defines the word (refer to information on p. 7-8). The child attaches the weather word card to the clothesline by pinching the clothespin.



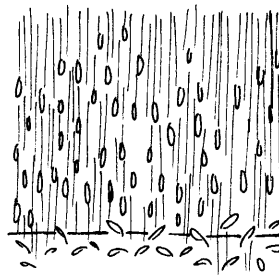
# sun




# snow




# rain



rainbow



puddle



clouds



wind



night



day

